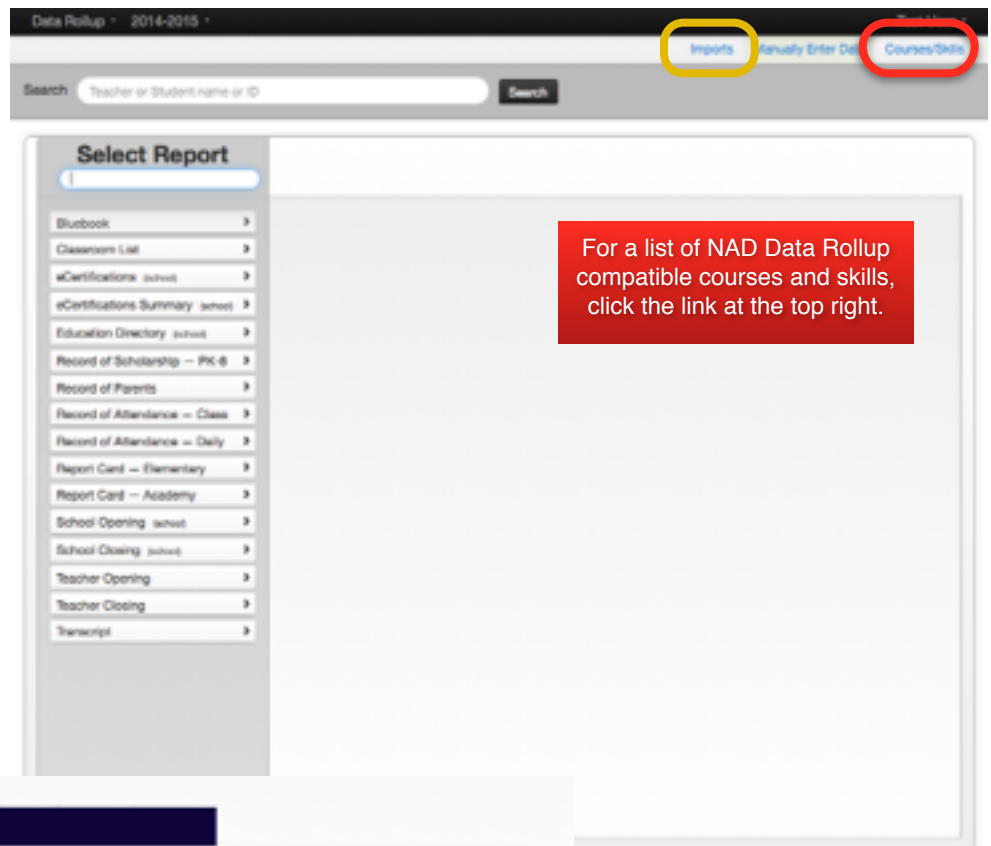




# Import Error Report


The Import Error Report is designed to allow quick access to both critical errors and warnings for your school data imports. Import error reports can be accessed anytime while in DataRollup. DataRollup is an application within the Education Dashboard. If you do not have access to the Education Dashboard, contact your conference for more information.

Once logged into DataRollup, click the **Imports** link at the top right of the screen on the second toolbar.



Imports for [redacted]

To view the latest error report for your school, please click the **View error report** button below.

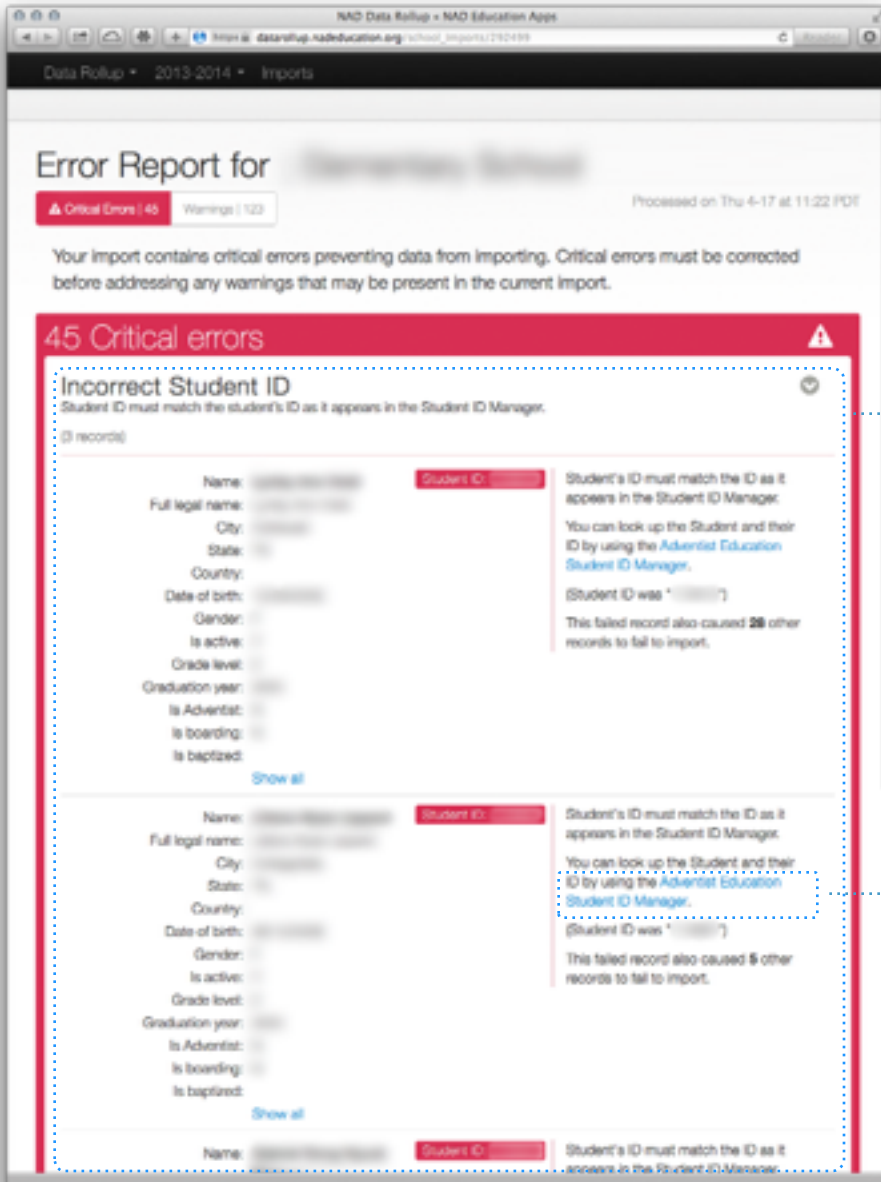
Uploaded at/ Completed at	Status	Critical errors/warnings of total rows	Source
Tue 9-2 at 02:23 PDT 	Completed	<a href="#">View error report</a> 1/39 of 976	ReniWeb
Mon 9-1 at 11:46 PDT Mon 9-1 at 11:43 PDT	Completed	<a href="#">View error report</a> 1/39 of 913	ReniWeb
Mon 9-1 at 11:43 PDT	Completed	<a href="#">View error report</a> 1/40 of 913	ReniWeb
	Completed	<a href="#">View error report</a> 6/40 of 913	ReniWeb
	Completed	<a href="#">View error report</a> 7/42 of 910	ReniWeb
	Completed	<a href="#">View error report</a> 15/40 of 912	ReniWeb

**IN DEPTH:**  
Download the data for imports by clicking the csv icon for each import.

A list of the most recent imports for your school now appears. To access the Error Report, simply click the **View error report** link for the

# Error Report Detail

The Error Report is designed specifically for users to identify and correct errors and warnings they may find in their imports.



Critical errors are presented first, and must be corrected before viewing warnings. In an effort to simplify the process of correcting errors, top-level errors are presented first. These are errors that generate multiple critical errors throughout the import. Notice the example to the left. Jane and John Doe have Educator IDs that do not match IDs found in the Adventist Education User Manager. Note how Jane's incorrect ID has generated 18 other critical errors and John's has produced 32 critical errors. Simply correcting Jane's and John's Educator ID will correct 55 of the 57 critical errors in the import.

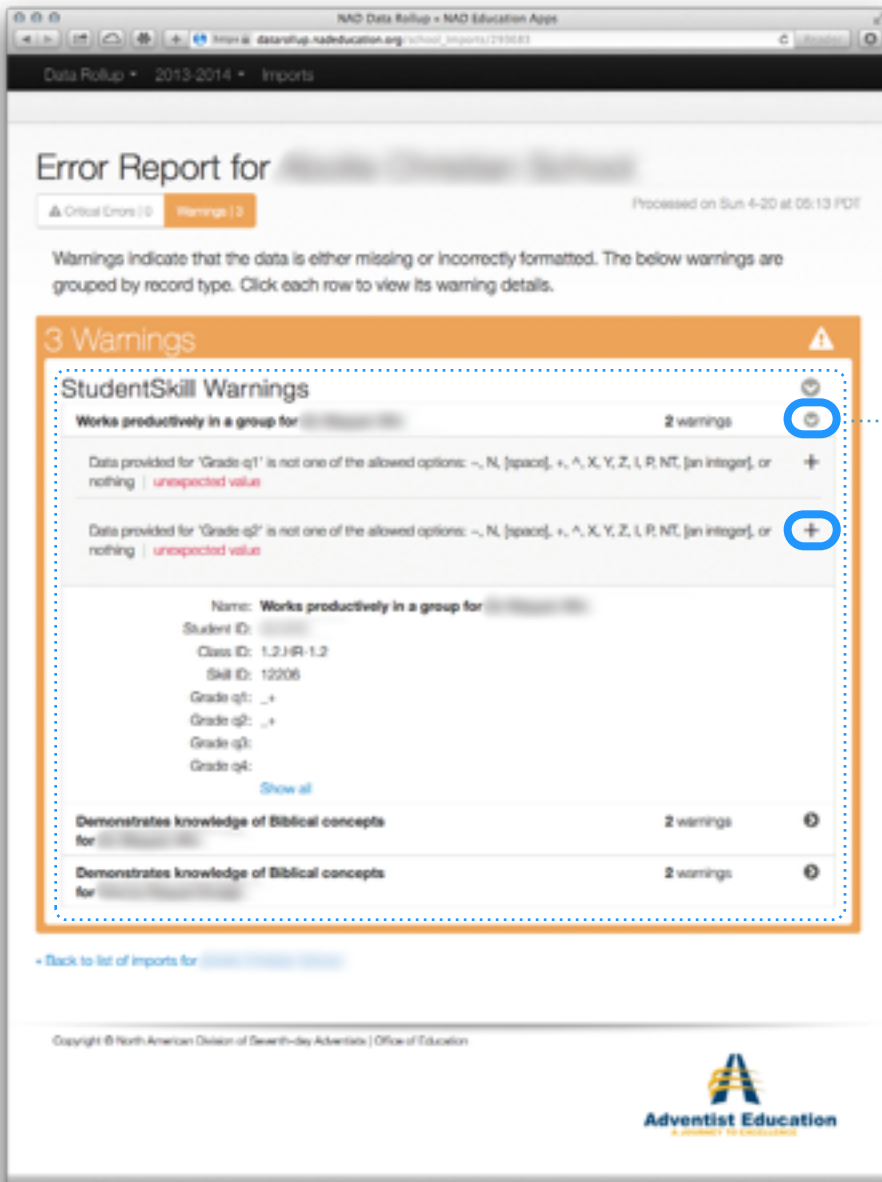
A link is also available, whenever possible, to the tools and resources available to solve problems found in the import. Again, in the example to the left, a link is provided to the Adventist Education User Manager where the individual in question can either be found or added.

Incorrect Staff and Student IDs are the most common critical errors found. But, there are other errors classified as critical.

# Error Report Detail

The new Error Report is designed specifically for users to identify and correct errors and warnings they find in their imports.

**TIP:**  
Warnings are drastically reduced once all critical errors are resolved.



Once all Critical Errors are resolved, you have access to the Warnings Error Report report. Warnings occur when required data is missing, or does not match the the allowed options. The error report is designed to guide you through correcting these errors.

Clicking on the Arrows expands the warning, giving you valuable details. Whenever possible, the expected data is listed.

Click on the + and you will see what data was imported.